



JAYA EDUCATIONAL SOCIETY
(SIDDHARTH INSTITUTE OF ENGINEERING & TECHNOLOGY)
SIDDHARTH NAGAR, NARAYANAVANAM ROAD, PUTTUR, CHITTOOR DISTRICT (A.P)

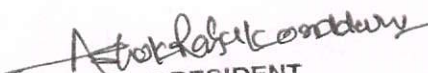
BALANCE SHEET AS ON 31 st MARCH 2021

LIABILITIES	DETAILS	B.TECH	M.TECH	MBA	MCA	AMOUNT	ASSETS	B.TECH	M.TECH	MBA	MCA	AMOUNT
CAPITAL FUND		1,09,91,024	12,22,751	7,96,849	7,28,155	1,37,38,780	FIXED ASSETS	55,71,38,384	6,19,81,645	4,03,92,533	3,69,10,418	69,64,22,980
SECURED LOANS							DEPOSITS	34,52,226	3,84,060	2,50,286	2,28,710	43,15,282
BUS LOAN							LOANS AND ADVANCES	1,35,16,260	15,03,684	9,79,929	8,95,452	1,68,95,325
CAR LOAN		29,75,317	3,31,004	2,15,710	1,97,115	37,19,146	RECEIVABLES FROM STUDENTS AND GOVT	2,09,02,909	33,81,238	23,66,543	25,46,245	2,91,96,935
TERM LOAN		35,15,64,206	3,91,11,518	2,54,88,405	2,32,91,129	43,94,55,258	SUNDRY DEBTORS	1,49,21,878	16,60,059	10,81,836	9,88,574	1,86,52,348
SUNDRY CREDITORS & OTHERS		2,35,62,099	26,21,283	17,08,252	15,60,989	2,94,52,623	CASH IN HAND	2,76,688	30,782	20,060	18,331	3,45,860
OUTSTANDING EXPENSES		2,83,90,111	31,58,400	20,58,283	18,80,845	3,54,87,638	CASH AT BANKS	16,75,63,716	1,30,85,213	1,17,85,869	1,07,69,846	20,32,04,646
INCOME AND EXPENDITURE ACCOUNT							BUILDING WORK IN PROGRESS	10,86,896	1,20,917	78,800	72,007	13,58,620
EXCESS OF OVER INCOME EXPENDITURE	45,98,31,998	36,85,55,244	4,23,78,436	2,41,21,207	2,47,77,111	45,98,31,998						
ADD: DURING THE YEAR EXCESS OF EXPENDITURE OVER INCOME	-	(1,68,94,876)	27,80,253	(9,53,856)	12,68,487	(1,37,99,992)						
		76,91,43,125	9,16,03,645	5,34,34,851	5,37,03,830	96,78,85,452		77,88,58,957	8,21,47,598	5,69,55,857	5,24,29,583	97,03,91,995

For P. MURALI & CO.,
Chartered Accountant**
FRN:0072578


(A. KRISHNA RAO)
PARTNER
Membership No:020035


PRINCIPAL
Siddharth Institute of Engineering & Technology
Siddharth Nagar
PUTTUR - 517583, Chittoor Dist.


PRESIDENT
JAYA EDUCATIONAL SOCIETY
PUTTUR - 517 583

JAYA EDUCATIONAL SOCIETY
(SIDDHARTH INSTITUTE OF ENGINEERING & TECHNOLOGY)
SIDDHARTH NAGAR, NARAYANAVANAM ROAD, PUTTUR, CHITTOOR DISTRICT (A.P)

INCOME AND EXPENDITURE ACCOUNT FOR THE YEAR ENDED 31st MARCH 2021												
PARTICULARS		B.TECH	M.TECH	MBA	MCA	TOTAL	PARTICULARS	B.TECH	M.TECH	MBA	MCA	TOTAL
TO SALARIES-TEACHING STAFF		8,77,87,254	89,27,661	55,13,171	43,83,737	10,66,11,824	BY FEES COLLECTIONS	20,75,50,860	2,49,76,001	1,17,74,927	1,02,89,627	25,45,91,415
TO SALARIES NON TECHING STAFF		77,81,061	7,68,388	4,59,498	1,59,593	91,68,540	BY INTEREST ON FIXED DEPOSITS	7,35,193	81,534	51,276	56,233	9,24,236
TO PRINTING & STATIONERY	A	21,80,375	1,62,718	1,27,644	1,12,110	25,82,846	BY BUS FEES AND HOSTEL FEES	3,55,47,650	50,78,236	60,93,883	40,62,589	5,07,82,356
TO ELECTRICITY CHARGES	P	36,72,323	3,92,173	2,34,520	2,05,979	45,04,996	BY OTHER INCOME	31,45,100	4,49,300	5,39,160	3,59,440	44,93,000
TO LAB MAINTENANCE CHARGES	P	12,60,294	33,805	20,216	17,756	13,32,071						
TO LAB CONSUMBLES	P	16,31,875	5,37,619	3,21,498	2,82,372	27,73,364						
TO TRAVELLING AND CONVEYANCE	P	39,20,389	2,08,878	1,24,909	1,09,708	43,63,884						
TO SECURITY CHARGES	P	-	-	-	-	-						
TO INTERNET CHARGES	P	12,18,276	1,18,177	70,670	62,070	14,69,192						
TO LIBRARY	P	3,80,489	50,732	40,586	35,512	5,07,319						
TO REPAIRS AND MAINTENANCE												
BUILDING MAINTENANCE	P	5,62,554	56,515	33,796	29,683	6,82,548						
COMPUTER MAINTENANCE	P	8,37,553	85,289	51,003	44,796	10,18,641						
VEHICLE MAINTENANCE	P	8,08,001	90,650	54,209	47,612	10,00,471						
ELECTRICAL MAINTENANCE	P	96,066	10,778	6,445	5,661	1,18,950						
FURNITURE MAINTENANCE	P	-	-	-	-	-						
TO AICTE FEES	A	-	-	-	-	-						
TO ADVERTISEMENT	P	55,14,703	8,16,839	8,84,889	5,74,837	77,91,269						
TO TELEPHONE CHARGES	A	-	-	-	-	-						
TO R & D EXP	P	20,81,977	1,34,567	80,471	70,678	23,67,694						
TO GARDEN MAINTENANCE	P	7,03,553	1,21,619	72,729	63,878	9,61,779						
TO STAFF WELFARE EXPENSES	P	-	-	-	-	-						
TO POSTAGE EXPENSES	A	1,86,887	20,967	12,538	11,012	2,31,405						
TO MISCELLANEOUS EXPENSES	A	13,30,416	1,38,316	75,138	52,701	15,96,569						
TO BUS MAINTENANCE		1,75,92,194	18,24,033	25,83,275	-	2,19,99,502						
TO INSURANCE												
INSURANCE - BUILDINGS		-	-	-	-	-						
INSURANCE - VEHICLES		16,77,299	1,88,177	1,12,530	98,835	20,76,842						
TO AUDIT FEE		65,835	7,386	4,417	3,879	81,517						
TO DONATION & SCHOLARSHIPS		11,37,724	1,60,378	1,87,711	1,26,138	16,11,952						
TO SUBSCRIPTIONS												
NEWSPAPERS AND MAGZINES	A	66,691	7,482	4,474	3,930	82,577						
TO BANK CHARGES		1,68,271	18,878	11,289	9,915	2,08,354						
TO GAMES EXPENSES	P	74,964	8,410	5,029	4,417	92,821						
TO STUDENT PLACEMENT AND TRAINING PRO	A	13,51,534	1,51,629	90,675	79,640	16,73,477						
TO HOSPITALITY EXPENSES-												
HOUSE KEEPING	A	63,710	7,148	4,274	3,754	78,886						
TO JNTU FEES	A	1,09,07,812	12,23,751	7,31,806	6,42,746	1,35,06,115						
TO FUNCTIONS & CELEBRATION	P	12,54,727	1,40,768	84,180	73,935	15,53,611						
TO SEMINARS, FACULTY DEVELOPMENT PROGRA EX	A	1,26,105	1,80,15	2,16,18	1,44,12	1,80,150						
TO OFFICE EXPENSES	A	2,76,618	31,034	18,558	16,300	3,42,511						
TO STUDENT PROJECT WORKS & SEED SUPPORT	A	12,56,254	1,40,940	84,282	74,025	15,55,501						
TO FINANCIAL CHARGES	P	2,59,27,185	27,20,502	16,26,867	14,28,879	3,17,03,433						
TO TRANSPORTATION CHARGES	P	87,736	9,843	5,886	5,170	1,08,635						
TO OTHER EXPENSES												
HOSTAL EXPENSES		1,45,79,368	12,05,226	9,19,240	3,19,401	1,70,23,234						
GENERATOR MAINTENANCE	P	2,95,307	33,131	19,812	17,401	3,65,651						
TO DEPRECIATION		6,50,10,294	72,32,395	47,13,246	43,06,932	8,12,62,868						
TO EXCESS OF EXPENDITURE OVER INCOME		(1,68,94,876)	27,80,253	(9,53,856)	12,68,487	(1,37,99,992)						
		24,69,78,802	3,05,85,070	1,84,59,246	1,47,67,888	31,07,91,007		24,69,78,802	3,05,85,070	1,84,59,246	1,47,67,888	31,07,91,007

For P. MURALI & CO.
Chartered Accountants
FRN:0072578

(Signature)
(A. KRISHNA RAO)
PARTNER

(Signature)
PRINCIPAL
Siddharth Institute of Engineering & Technology
Siddharth Nagar
PUTTUR - 517583, Chittoor Dist.

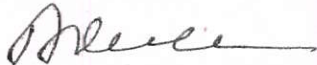
(Signature)
PRESIDENT
JAYA EDUCATIONAL SOCIETY
PUTTUR - 517 583

JAYA EDUCATIONAL SOCIETY
(SIDDHARTH INSTITUTE OF ENGINEERING & TECHNOLOGY)
SIDDARTH NAGAR, NARAYANAVANAM ROAD, PUTTUR, CHITTOOR DISTRICT (A.P)

PROVISIONAL DEPRECIATION STATEMENT FOR THE PERIOD ENDED 31 st MARCH, 2021

Sl.No	Name of the Asset	Balance As on 01-04-2020	ADDITIONS		DELITION	Gross Block As on 31-03-2021	Depreciation	Net Block As on 31-03-2021
			Before Sep	After Sep				
1	LAND	29,02,949	-	-		29,02,949	-	29,02,949
2	BUILDING	63,51,68,833	1,74,18,626	53,88,626		65,79,76,085	6,57,91,478	59,21,84,607
3	FURNITURE & FIXTURES	3,12,15,329	1,52,300	-		3,13,67,629	31,36,763	2,82,30,866
4	ELECTRICAL & ELECTRICAL FITTINGS	1,10,75,253	-	-		1,10,75,253	11,07,525	99,67,728
5	AIR CONDITIONER	17,54,107	1,80,350	95,600		20,30,056	1,82,705	18,47,351
6	LAB EQUIPMENT	2,29,07,268	3,10,520	-		2,32,17,788	23,21,779	2,08,96,009
7	LIBRARY	60,62,071	2,83,305	2,24,014		65,69,390	6,56,939	59,12,450
8	VECHILES	2,78,21,800	-	-	-	2,78,21,800	41,73,270	2,36,48,530
9	COMPUTERS	37,41,497	-	-		37,41,497	22,44,898.38	14,96,599
10	MISC.FIXED ASSETS.	24,76,793	-	-		24,76,793	3,71,519	21,05,274
11	INNOVA CAR	65,19,715	-	-		65,19,715	9,77,957	55,41,758
12	BEET CARS	7,58,069	-	-		7,58,069	1,13,710	6,44,359
13	GENERATOR	12,28,824	-	-		12,28,824	1,84,324	10,44,501
		75,36,32,508	1,83,45,100	57,08,240	-	77,76,85,848	8,12,62,868	69,64,22,980

For P. MURALI & CO.,
Chartered Accountants
FRN:0072578


(A. KRISHNA RAO)
PARTNER
Membership No:020005


PRINCIPAL

Siddharth Institute of Engineering & Technology
Siddharth Nagar
PUTTUR - 517583, Chittoor Dist.


PRESIDENT

JAYA EDUCATIONAL SOCIETY
PUTTUR - 517 583